



Electrical  
and Electronic  
Equipment



Portable  
Batteries



Photovoltaic  
Panels



Lamps



Small Fire  
Extinguishers

Implementation Guide

# CONSUMER INFORMATION ON SORTING RULES

January 2022



# SUMMARY

<b>INTRODUCTION</b>	<b>1</b>	<b>1 ELECTRICAL AND ELECTRONIC EQUIPMENT (EEE)</b>	<b>12</b>
<b>REGULATION: 7 KEY POINTS</b>	<b>2</b>	Composition	12
<b>IMPLEMENTATION SCHEDULE</b>	<b>3</b>	Details of the 5 elements to be associated	13
<b>GENERAL PRINCIPLES</b>	<b>4</b>	Minimum allowed dimensions	17
Structure	4	Alternative formats	18
Where to put the Information?	5	<b>2 PORTABLE BATTERIES</b>	<b>19</b>
Colors	9	<b>3 PHOTOVOLTAIC PANELS</b>	<b>20</b>
Typography	10	<b>4 LAMPS</b>	<b>21</b>
Minimum signage sizes	11	<b>5 SMALL FIRE EXTINGUISHERS</b>	<b>22</b>
		<b>FAQ</b>	<b>23</b>

# INTRODUCTION



## CONSUMER INFORMATION ON SORTING RULES

This information, consisting of a *Triman* (Recycleman) symbol and *Info-tri* (Sorting Information), is now mandatory.

This guide contains all the information and graphics you need to display *Consumer Information on Sorting Rules*. This information concerns products and does not replace the specific Sorting Information for Household Packaging and graphic paper. This guide enables you to comply with regulatory requirements.

### Categories concerned

The instructions presented in this guide concern 5 product categories:



Electrical  
and Electronic  
Equipment



Portable  
Batteries



Photovoltaic  
Panels



Lamps



Small Fire  
Extinguishers

### Methodology

The *Consumer Information on Sorting Rules* has been defined by a dedicated working group, composed of the teams in charge of communications from the PRO's in charge of the following product categories: EEE (ecosystem, Ecologic), portable Batteries (Screlec, Corepile), Photovoltaic Panels (Soren), Lamps and Small Fire Extinguishers (ecosystem). The wide variety of labelling methods for the products concerned has been taken into account.

Several exchanges took place with the representatives of the producers to anticipate possible operational issues relating to the application of the labelling. In addition, the graphic principles are based on those proposed by the packaging sector to ensure consistency across all the EPR sectors concerned by this information. In addition, we conducted a qualitative study with two groups of consumers to evaluate the understanding of the different signs, pictograms, and *Sorting Instructions* in order to make adjustments where appropriate.

Finally, we set up a Producers' Group to formalize this guide and ensure that all the information needed for the effective operational implementation of the *Consumer Information on Sorting Rules* was included.

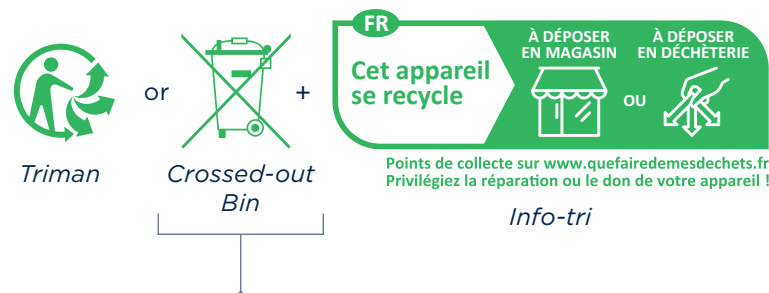
## REGULATION: 7 KEY POINTS

1. **Consumer Information on Sorting Rules** consists of the **Triman** symbol together with **Info-tri** giving detailed sorting instructions.
2. This information applies to any Household Product put on the market.
3. As a matter of principle, **Consumer Information on Sorting Rules** must be displayed on the product, its packaging or, failing that, in the other documents supplied with the product (instruction leaflet, guarantee document, etc.).
4. If several elements of the product are subject to different sorting arrangements, these arrangements must be detailed item by item. For example, for a television set, the power cord and the remote control, **Info-tri** should specifically refer to each accessory.

### For more information

- Article 17 of the law relating to the fight against waste and the circular economy of 10 February 2020:  
<https://www.legifrance.gouv.fr/jorf/id/JORFTEXT000041553759/>
- Decree n°2021-835 of 29 June 2021 relating to *Consumer Information on Sorting Rules* for waste subject to the principle of extended producer responsibility:  
<https://www.legifrance.gouv.fr/jorf/id/JORFTEXT000043714227>

### Consumer Information on Sorting Rules



5. The European **Crossed-out Bin** symbol can be used instead of the **Triman** symbol for EEE, portable Batteries, Photovoltaic Panels and Lamps.
6. The **Crossed-out Bin** symbol – instead of the **Triman** – in **Information to Consumers on Sorting Rules** does not remove the obligation to display the **Crossed-out Bin on the Product**, as required by EU regulations.
7. For Electrical and Electronic Equipment that uses portable Batteries or Lamp Bulbs, a single **Consumer Information on Sorting Rules** is sufficient («This Device and its Battery are recyclable», «This Lamp and its Bulb are recyclable» etc.).

# IMPLEMENTATION SCHEDULE

## 2 dates to remember

*Consumer Information on Sorting Rules* must be implemented by **15 December 2022**. A further **6 months** of stock clearing time is added to this deadline, i.e., **15 June 2023**.



---

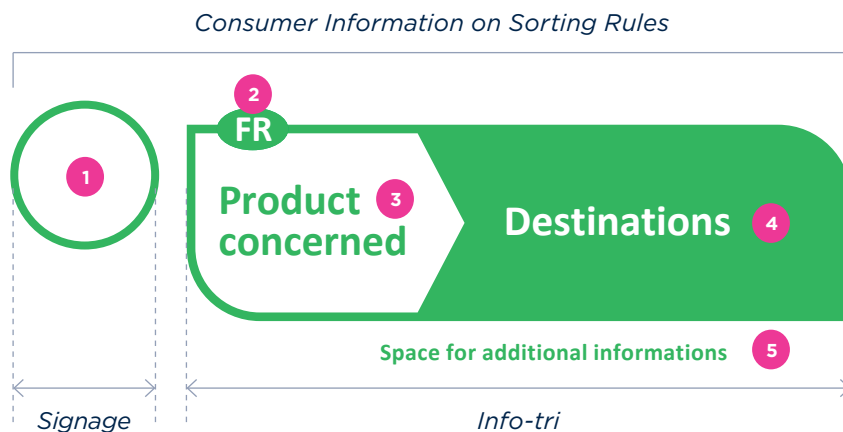
## IMPORTANT

To ensure that the implementation schedule for **the Sorting signage for Household Products and their Packaging** (EEE, Portable Batteries, Photovoltaic Panels, Lamps, and Small Fire Extinguishers) is **harmonized**, the Ministry of Ecological Transition has granted a tolerance of **3 additional months for the implementation of the sorting signage for Household Packaging**. It is extended to **15 June 2023 instead of 9 March 2023**.

---

## GENERAL PRINCIPLES – STRUCTURE

**Consumer Information on Sorting Rules** consists of **Signage** (logo) and an **Info-tri** (inset containing sorting instructions).



### Signage



- 1 The **Triman** or the **Crossed-out Bin** for the following categories:

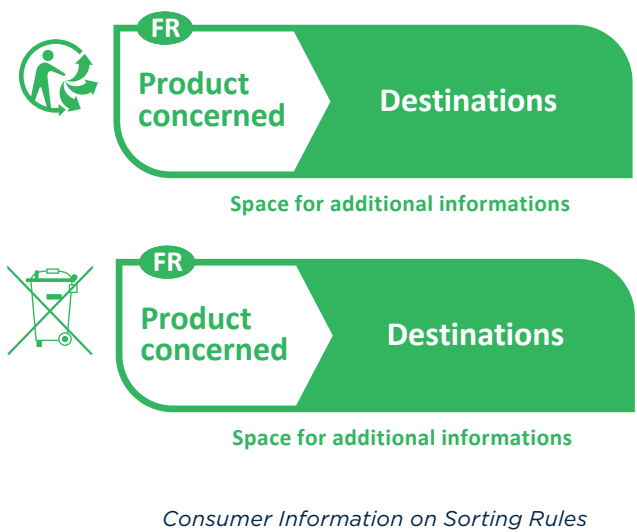
- EEE
- Portable Batteries
- Photovoltaic Panels
- Lamps

### Info-tri

- 2 The letters **FR** indicate that the instructions are governed by French law and are only applicable in France. It avoids the need for a translation of the instructions insofar as they will not necessarily be applicable outside France.
- 3 **Product concerned** by the sorting instructions.
- 4 **Sorting instructions.**
- 5 **Additional information** to the inset instructions space. This information varies according to the product category.

# GENERAL PRINCIPLES - WHERE TO DISPLAY THE INFORMATION?

Depending on the space available and on the case, the *Consumer Information on Sorting Rules* is displayed on **the Product**, **the Packaging**, in **the Instruction Leaflet**, or on **the Producer's Website**.



The following pages present details of 3 cases:

- 1. Product **WITHOUT** Packaging and **WITHOUT** Instruction Leaflet ...6
- 2. Product **WITH** Packaging and **WITHOUT** Instruction Leaflet .....7
- 3. Product **WITH** Packaging and **WITH** Instruction Leaflet ..... 8











All graphic elements can be downloaded from the website of each PRO's.

# PRINCIPES GÉNÉRAUX - WHERE TO DISPLAY THE INFORMATION? - CASE 1

## PRODUCT WITHOUT PACKAGING AND WITHOUT INSTRUCTION LEAFLET

The Consumer Information on Sorting Rules is displayed **on the Product** or **on the Producer's Website**.



















PRODUCT		
Surface of the largest side of the Product	Display on the Product	Display on the Website
> 20 cm <sup>2</sup>	 OR 	
Between 10 cm <sup>2</sup> and 20 cm <sup>2</sup>	 OR 	 OR 
< 10 cm <sup>2</sup>		 OR 



# PRINCIPES GÉNÉRAUX - WHERE TO DISPLAY THE INFORMATION? - CASE 2

## PRODUCT WITH PACKAGING AND WITHOUT INSTRUCTION LEAFLET

The Consumer Information on Sorting Rules is displayed **on the Product** or **on the Packaging** if the size of the Product or the Packaging allows. Otherwise, it is displayed **on the Producer's Website**.

PRODUCT OR PACKAGING		
Surface area of the largest side of the Product or Packaging*	Display on the Product or Packaging	Display on the Website
> 20 cm <sup>2</sup>	  Destinations    Destinations <small>Space for additional informations</small>	
Between 10 cm <sup>2</sup> and 20 cm <sup>2</sup>	  	  Destinations    Destinations <small>Space for additional informations</small>
< 10 cm <sup>2</sup>		  Destinations    Destinations <small>Space for additional informations</small>

\* Minus the space taken up by the sorting *Signage* for Household Packaging.

PRINCIPES GÉNÉRAUX - WHERE TO DISPLAY THE INFORMATION? - CASE 3

PRODUCT WITH PACKAGING AND WITH INSTRUCTION LEAFLET

Consumer Information on Sorting Rules is displayed, in principle, on the Product or on the Packaging – if the size of the Product or the Packaging allows it – or on the Instruction Leaflet.

PRODUCT OR PACKAGING		
Surface area of the largest side of the Product or Packaging*	Display on the Product or Packaging	Display on the Instruction Leaflet
> 20 cm <sup>2</sup>	  Destinations <small>Space for additional informations</small> OR   Destinations <small>Space for additional informations</small>	  Destinations <small>Space for additional informations</small> OR   Destinations <small>Space for additional informations</small>
Between 10 cm <sup>2</sup> and 20 cm <sup>2</sup>	 OR 	  Destinations <small>Space for additional informations</small> OR   Destinations <small>Space for additional informations</small>
< 10 cm <sup>2</sup>		  Destinations <small>Space for additional informations</small> OR   Destinations <small>Space for additional informations</small>

\* Minus the space taken up by the sorting *Signage* for Household Packaging.

## GENERAL PRINCIPLES - COLORS

### You can replace the green

of the *Signage* and *Info-tri* with the color of your choice provided you respect the following rules:

- one color only
- a minimum of 60% inking
- no halftones
- no patterns
- a plain background
- sufficient contrast between the background and the color of the inset

**For Small Fire Extinguishers, red is proposed.**

CMJN 75-0-85-0  
RVB 53-171-82  
HEXA #35AB52  
PANTONE 361 C

*Green*

CMJN 19-100-100-9  
RVB 160-53-42  
HEXA #a0352a  
PANTONE 484 C

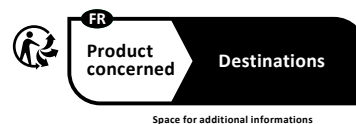
*Red proposed for  
Small Fire Extinguishers*



*Allowed*



*Other color*



*Black*



*Grey*



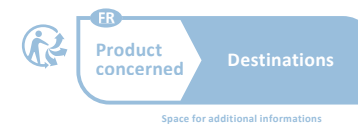
*White on dark background*



*Not allowed*



*Several colors*



*inking < to 60%*



*Halftone*



*Non-uniform background*

# GENERAL PRINCIPLES - TYPOGRAPHY

The typography of the text to be used is **Calibri Bold**. It is available on most computers.

The minimum font size depends on the inset space.

## Calibri Bold

ABCDEFGHIJKLMNOPQRSTUVWXYZ  
abcdefghijklmnopqrstuvwxyz



## GENERAL PRINCIPLES – MINIMUM SIGNAGE SIZES

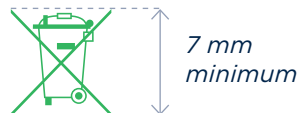
The *Triman* or *Crossed-out Bin* sign should be of sufficient size to ensure good legibility.

### Signage Size



- The size of the *Triman* must be **at least equivalent to that of the Green Dot** on Household Packaging

### Minimum sizes



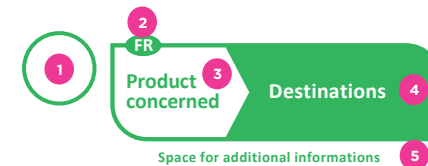
- The minimum size in height of the *Crossed-out Bin* is 7 mm.



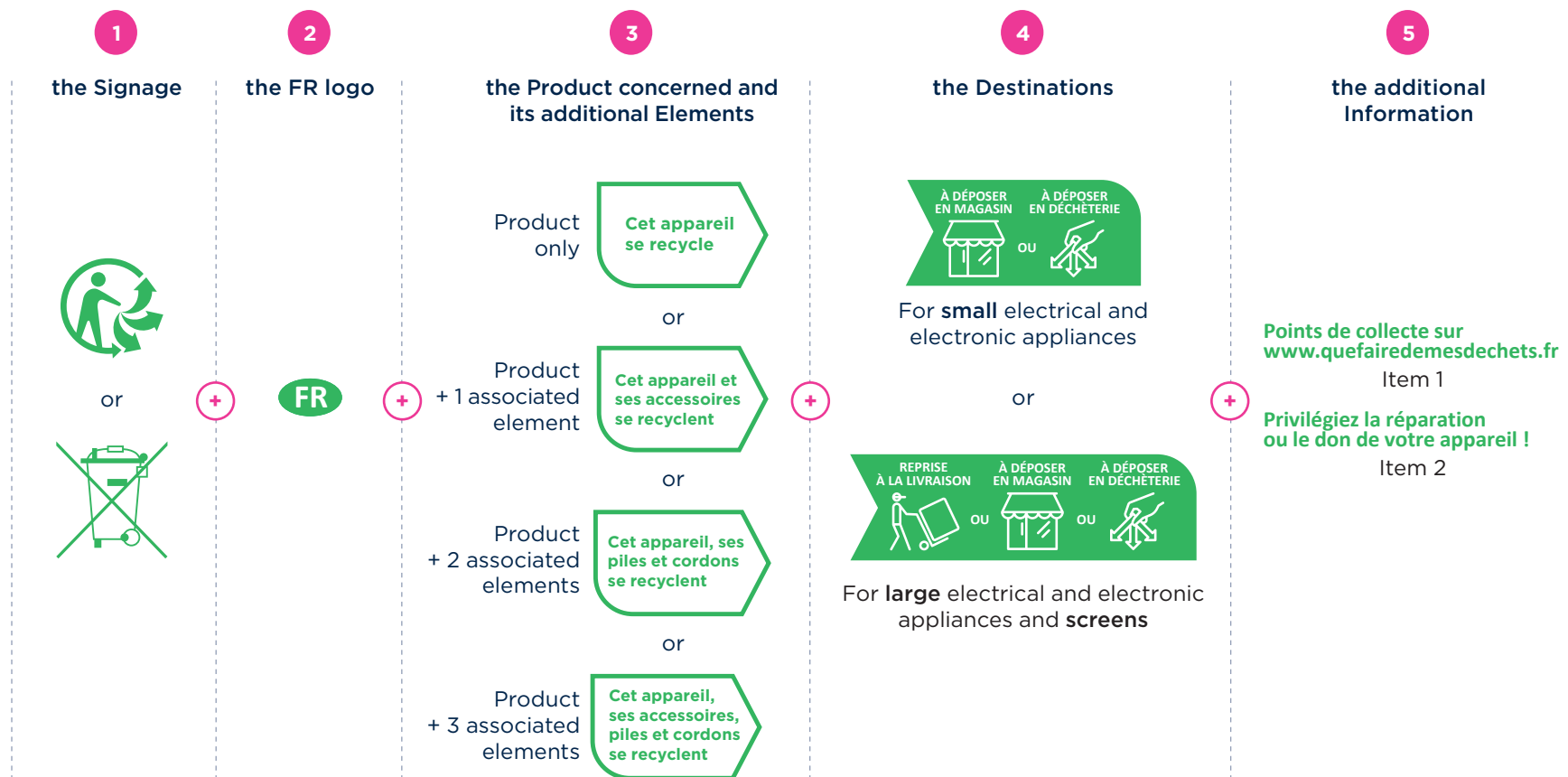
- The minimum size in height of the *Triman* is 6 mm.



# 1. EEE – COMPOSITION

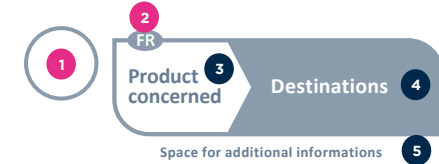


What are the 5 elements to be associated in the composition of the *Consumer Information on Sorting Rules*?





## 1. EEE – DETAILS OF THE 5 ELEMENTS TO BE ASSOCIATED



### 1 The Signage



The consumer study conducted shows that **the *Triman* symbol is little noticed during the use** of the products and is not intuitively understood, even if it refers globally to recycling, because of its different arrows.



**The meaning of the *Crossed-out Bin*, on the other hand, is very understandable:**

Do not throw away in the garbage bin but deposit at a dedicated collection point. It expresses a clear injunction concerning the product on which it appears.

### 2 The FR logo

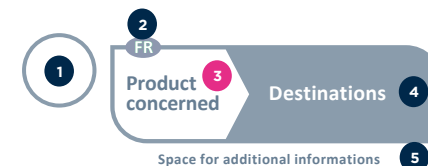


**The *FR* item** is used to indicate that the instructions fall under French law and are only applicable in France.

**The presence of this item avoids the need for a translation of the instructions** especially since these instructions will not necessarily be applicable outside France.



## 1. EEE – DETAILS OF THE 5 ELEMENTS TO BE ASSOCIATED



### 3 The Product concerned and its additional elements

This information space should describe the Product and the items that are sold with the unit such as: power cords, portable batteries, remote controls, etc.

#### Examples:

- This device is recyclable
- This device and its accessories are recyclable
- This device and its cord are recyclable\*
- This device and its primary batteries are recyclable\*\*
- This device and its secondary batteries are recyclable\*\*
- This device, its accessories and cords are recyclable
- This device, its accessories and batterie are recyclable
- This device, its cords and batterie are recyclable
- This device, its accessories, cords, and batterie are recyclable
- This device, its accessories, batteries, and cords are recyclable

Cet appareil  
et sa batterie  
se recyclent

Cet appareil,  
ses accessoires,  
piles et cordons  
se recyclent

It is possible to opt for a description of the Product.

#### Examples:

- This washing machine is recyclable
- This hairdryer and its accessories are recyclable
- This kettle and its cord are recyclable
- This TV, its accessories, batteries, and cords are recyclable

Ce sèche-cheveux  
et ses accessoires  
se recyclent

Cette télévision,  
ses accessoires,  
piles et cordons  
se recyclent

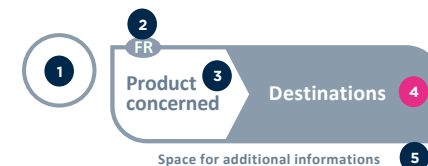
\* If the Product has a fixed power cable, the instruction «This device is recyclable» is sufficient.

\*\* If the batterie is not removable, the instruction «This device is recyclable» is sufficient.





## 1. EEE – DETAILS OF THE 5 ELEMENTS TO BE ASSOCIATED



### 4 The Destinations

For small Household Appliances, the collection solutions to be indicated in the **Destinations** space are:

- Store,
- Waste collection Center.



For large Household Appliances and Screens, the collection solutions to be indicated in the **Destinations** space are:

- Take-back on delivery,
- Store,
- Waste collection Center.

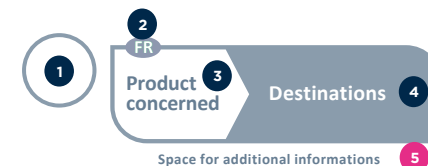


#### THIS IS A GENERAL RULE

But there may be cases of large EEE which are not taken back on delivery (for example, large decorative light fittings). In this case, only the 2 **Destinations** should be mentioned: «Magasin» («Store») and «Déchèterie» («Waste collection Center»).



## 1. EEE – DETAILS OF THE 5 ELEMENTS TO BE ASSOCIATED



### 5 Additional informations

2 items of information complete the **Consumer Information on Sorting Rules**. They are located under the **Info-tri** inset, each written on a single line.



#### Item 1 - Mandatory

« Points de collecte sur [www.quefairedemesdechets.fr](http://www.quefairedemesdechets.fr) »

This is the ADEME website. It allows you to find the nearest Waste collection Center in the country.

**This notice is mandatory regardless of the medium on which the *Consumer Information on Sorting Rules* is displayed.**

#### Item 2 - Optional

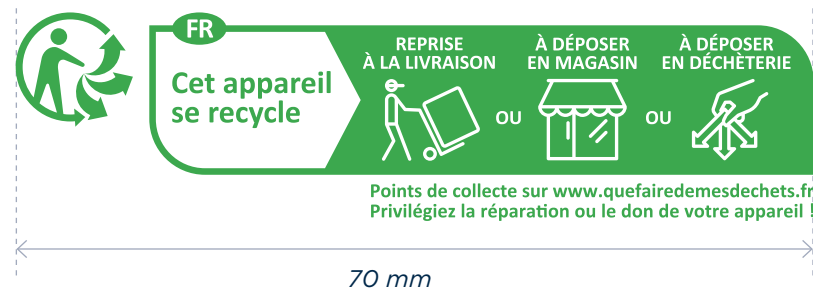
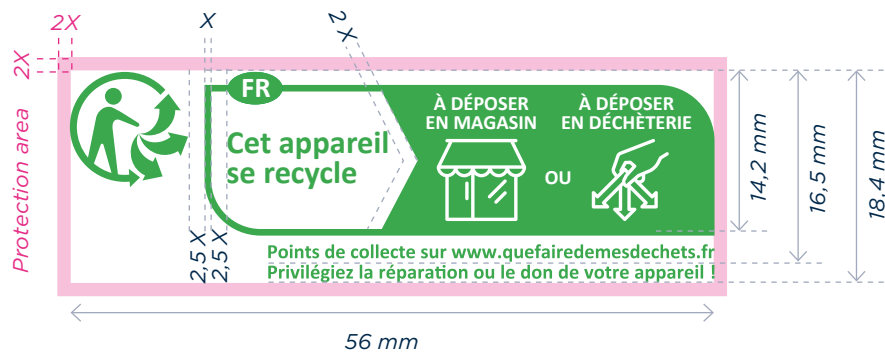
« Privilégiez la réparation ou le don de votre appareil ! »

This statement encourages consumers to extend the life of their electrical appliances, either by repairing them or donating them if they still work.

**This statement is optional.** We recommend using it when the available space on the medium allows.



## 1. EEE – MINIMUM DIMENSIONS ALLOWED





# 1. EEE – ALTERNATIVE FORMATS

## Vertical format

Minimum dimensions allowed

*Small electrical and electronic appliances*



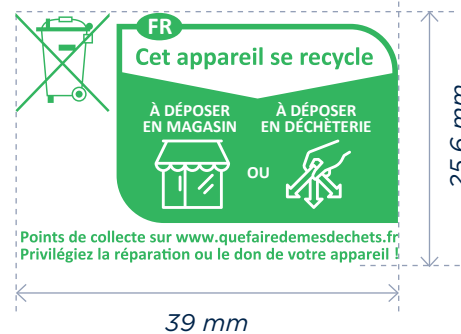
*Large electrical and electronic appliances*



## Block format

Minimum dimensions allowed

*Small electrical and electronic appliances*



*Large electrical and electronic appliances*



## Dematerialized information

### IMPORTANT

The following **Consumer Information on Sorting Rules** only applies for Products **WITHOUT** Packaging and **WITHOUT** Instruction Leaflets, only on the Website.

Description covering a majority of cases





## 2. PORTABLE BATTERIES \*

The following applies only to **portable Batteries that are sold separately**.

If they are sold with an electrical or electronic appliance, we advise you to use the **Consumer Information on Sorting Rules** on page 14 (the Product concerned and its additional components).

### 1 **Signage**

The **Signage** to be used can be the **Triman** or the **Crossed-out Bin**. We recommend the **Crossed-out Bin** which is better understood by consumers.

### 3 **Product concerned**

The **Consumer Information on Sorting Rules** for **portable Batteries** is in only one standard version.

### 4 **Destinations**

One version only:

« À Déposer en magasin ou À déposer en déchèterie »,  
« la reprise à la livraison » (« Take-back on delivery »)  
is not justified for this equipment.

### 5 **Additional informations**

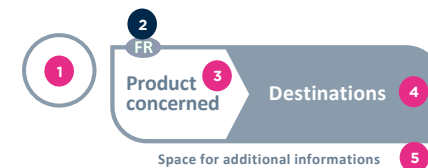
Only one compulsory item:

« Points de collecte sur [www.quefairedemesdechets.fr](http://www.quefairedemesdechets.fr) »  
which refers to the ADEME website to find the nearest  
Waste collection Center.

\* Portable Batteries is generic terminology for:

Primary or single use Batteries (in french use of the word « pile »),

Secondary or rechargeable Batteries (in french use of the word « batterie »).



### Standard version

Minimum dimensions allowed

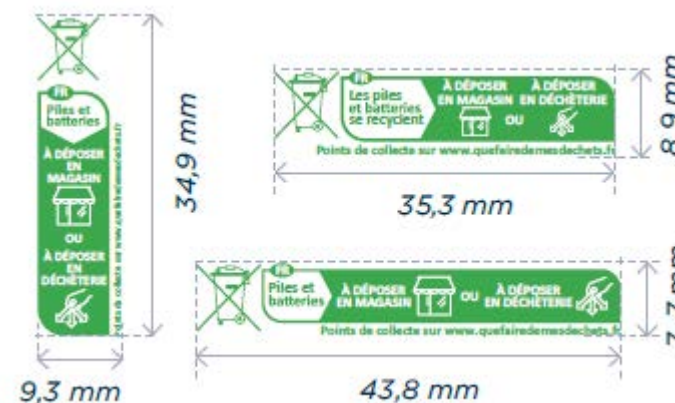


### Compact version

#### Portable batteries sold separately

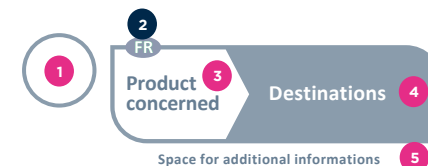
Minimum dimensions allowed

Suitable for very tight space constraints on the packaging and blister packs of portable Batteries sold separately.





### 3. PHOTOVOLTAIC PANELS



#### 1 **Signage**

The **Signage** to be used can be the *Triman* or the *Crossed-out Bin*.

#### 3 **Product concerned**

The **Consumer Information on Sorting Rules** for **Photovoltaic Panels** are available in 2 versions:

- Product concerned: written
- Product concerned represented by a Pictogram of a Photovoltaic Panel

#### 4 **Destinations**

One version only:

« **Reprise à la livraison** ou **Dépose en magasin** ou **Enlèvement sur site** ».

#### 5 **Additional information**

Only one compulsory item:

« **Points de collecte sur [www.quefairedemesdechets.fr](http://www.quefairedemesdechets.fr)** ».  
which refers to the ADEME website to find the nearest Waste collection Center.

#### Standard version

Minimum dimensions allowed



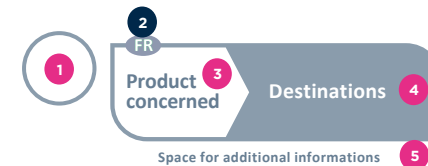
#### Pictogram version

Minimum dimensions allowed





## 4. LAMPS



### 1 Signage

The **Signage** to be used can be the **Triman** or the **Crossed-out Bin**. We recommend the **Crossed-out Bin** which is better understood by consumers.

### 3 Product concerned

The **Consumer Information on Sorting Rules** for Lamps is available in 3 versions:

- Bulbs
- Tubes
- Bulbs and Tubes

### 4 Destinations

Single version only:

«À Déposer en magasin ou À déposer en déchèterie»,  
«la reprise à la livraison» («Take-back on delivery»)  
is not justified for this equipment.

### 5 Additional informations

Only one compulsory item:

«Points de collecte sur [www.quefairedemesdechets.fr](http://www.quefairedemesdechets.fr)»  
which refers to the ADEME website to find the nearest  
Waste collection Center.

### Bulbs

Minimum dimensions allowed



### Tubes

Minimum dimensions allowed



### Bulbs and Tubes

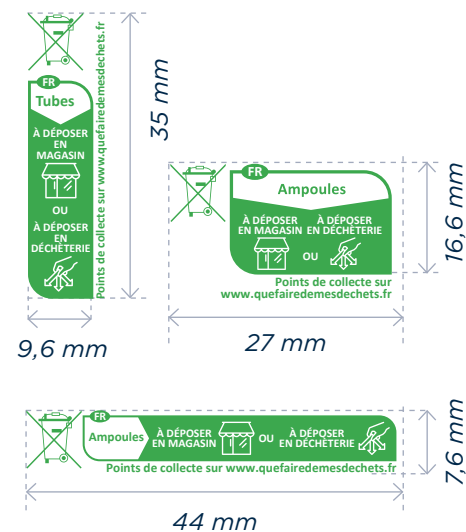
Minimum dimensions allowed



### Compact version Single Lamps

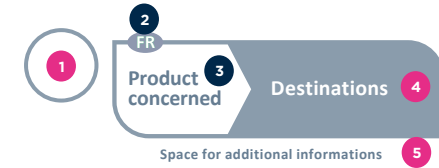
Minimum dimensions  
allowed

Adapted to strong  
space constraints on  
blister packs and the  
packaging of Lamps  
sold per unit.





## 5. SMALL FIRE EXTINGUISHERS



**Consumer Information on Sorting Rules for Small Fire Extinguishers** is defined based on the same principles as for other sectors presented in this guide, except for 2 points:

### 1 **Signage**

The **Signage** must be the *Triman*.

### 4 **Destinations**

2 versions:

- « À déposer en magasin spécialisé » with a store pictogram
- « À déposer en magasin spécialisé » without store pictogram.

### 5 **Additional information**

Only one compulsory item:

« Points de collecte sur [www.quefairedemesdechets.fr](http://www.quefairedemesdechets.fr) » which refers to the ADEME website to find the nearest Waste collection Center.

CMJN 19-100-100-9  
RVB 160-53-42  
HEXA #a0352a  
PANTONE 484 C

**Color**  
**RAL 3000 red**  
is proposed,  
more specific  
to Small Fire  
Extinguishers.

### Standard version

Minimum dimensions allowed



### Pictogram version

Minimum dimensions allowed





## FAQ

### The Crossed-out Bin symbol

**What is the rule for products already bearing the *Crossed-out Bin* symbol?**

Displaying the *Crossed-out Bin* symbol on the product is a provision in European law that must continue to be implemented. Informing consumers about the sorting rule is a provision in French law which is added to the obligation in European law. In the legal texts, *Consumer information* consists of a sign (*Triman* symbol) and an *Info-tri* (inset with instructions). The texts specify that the *Crossed-out Bin* can replace the *Triman* and must be displayed next to the inset.

### Household or professional products?

**Are the products concerned by the obligation to display *Consumer Information on Sorting Rules* household or professional products?**

All products sold to households whether considered in the regulations as household or professional EEE, are concerned. In other words, any product sold through mainstream distribution channels is concerned.

### Additional informations - items 1 and 2

**In the case where only one inset is used for EEE + batteries, is it necessary to display Item 1 («Collection points at [www.quefairedemesdechets.fr](http://www.quefairedemesdechets.fr)») or both, bearing in mind that Item 2 («Prefer repairing or donating your device») does not normally apply to batteries?**

Both items apply because the main product purchased by the consumer is an EEE. For example, in the case of a television set sold with the power cord and remote control containing batteries, both items are necessary because the television set is the main product purchased.

### Are Items 1 and 2 below the inset compulsory?

Item 1 is compulsory regardless of the display medium for the *Consumer Information on Sorting Rules* (Product, Packaging, Information Leaflet, Website).

Item 2 is optional when the *Consumer Information on Sorting Rules* is displayed on the product, the packaging or on the instruction leaflet and the available space is insufficient.

### EEE accessory sold alone

**What should be done in the case of an EEE accessory sold alone?**

The «Cet appareil se recycle» («This equipment can be recycled») or «Ce produit se recycle» («This product can be recycled») sign should be used along with the «Magasin» («Store») and «Déchèterie» («Waste collection Center») *Destinations*.

### Sanctions

**Is the sanction for not applying the regulations concerning *Consumer Information on Sorting Rules* to be considered by non-compliant products found on the market by the authorities, or independently from the number of products found by the authorities?**

It all depends on the obligation in question, since Articles L.541-9-1 to L.541-9-3 list several obligations that apply to both groups of products and single products (art. L.541-9-2 L.541-9-2 «these equipments» or Art. L.541-9-3 «all products»).

If we take up the logic applied to single units of the obligation in Art. L.541-9-3, it is in principle by product found, but the authority can decide to grant clemency apply a sanction only for the first violation found.

Gifam and Afnum provide their members with a detailed FAQ.



**Find all the information  
from PRO's who contributed  
to this guide at**

[www.corepile.fr](http://www.corepile.fr)  
[www.ecologic-france.com](http://www.ecologic-france.com)  
[www.ecosystem.eco](http://www.ecosystem.eco)  
[www.screlec.fr](http://www.screlec.fr)  
[www.soren.eco](http://www.soren.eco)

